




BATIMAN[®]
menuiseries · cuisines



DESIGN
SÉCURITÉ
INNOVATION

PORTAILS ALUMINIUM



PORTAILS ALUMINIUM

REPLISSAGE: LAMES 100mm ET BARREAUDAGE



BECA
COULISSANT



BECA
BATTANT



BECA
PORTILLON

REPLISSAGE: LAMES 100mm ET VITRÉE



TAVIRA
COULISSANT



TAVIRA
BATTANT



TAVIRA
PORTILLON

REPLISSAGE: PERSIENNÉ



NOVA
COULISSANT




NOVA
BATTANT



NOVA
PORTILLON

REPLISSAGE: LAMES 100mm ET BARREAUDAGE



SANTANA
COULISSANT




SANTANA
BATTANT



SANTANA
PORTILLON

REPLISSAGE: PANNEAU AVEC VITRAGE



MOUCOS
COULISSANT




MOUCOS
BATTANT



MOUCOS
PORTILLON

REPLISSAGE: LAMES 200mm



VALONGO
COULISSANT




VALONGO
BATTANT




VALONGO
PORTILLON

REPLISSAGE: LAMES 100mm ET BARREAUDAGE



MEDA
COULISSANT




MEDA
BATTANT




MEDA
PORTILLON

REPLISSAGE: LAMES 100mm ET BARREAUDAGE



MAIA
COULISSANT



MAIA
BATTANT



MAIA
PORTILLON

REPLISSAGE: LAMES 100mm ET PERSIENNE



LIXA
COULISSANT




LIXA
BATTANT



LIXA
PORTILLON

REPLISSAGE: LAMES 100mm ET BARREAUDAGE



ANADIA
COULISSANT




ANADIA
BATTANT



ANADIA
PORTILLON

REPLISSAGE: LAMES 100mm ET BARREAUDAGE



GANDRA
COULISSANT




GANDRA
BATTANT



GANDRA
PORTILLON

REPLISSAGE: LAMES 200mm ET 15mm



ELVAS
COULISSANT




ELVAS
BATTANT




ELVAS
PORTILLON

REPLISSAGE: PANNEAU AVEC VITRAGE



DONELA
COULISSANT




DONELA
BATTANT



DONELA
PORTILLON

REPLISSAGE: LAMES 100mm ET BARREAUDAGE



CORVA
COULISSANT




CORVA
BATTANT



CORVA
PORTILLON

REPLISSAGE: LAMES 100mm ET TÔLE PERFORÉE



CASTELO
COULISSANT




CASTELO
BATTANT




CASTELO
PORTILLON



REPLISSAGE: BARREAUDAGE



VILA
COULISSANT



VILA
BATTANT



VILA
PORTILLON

REPLISSAGE: LAMES 100mm



LAGOA
COULISSANT



LAGOA
BATTANT



LAGOA
PORTILLON

REPLISSAGE: LAMES 100mm ET PERSIENNÉ



ANTIGO
COULISSANT




ANTIGO
BATTANT




ANTIGO
PORTILLON

REPLISSAGE: LAMES 200mm ET TÔLE PERFORÉE



ADORIA
COULISSANT




ADORIA
BATTANT



ADORIA
PORTILLON

REPLISSAGE: LAMES 200mm ET BARREAUDAGE



BAMBA
COULISSANT



BAMBA
BATTANT



BAMBA
PORTILLON

Informations Techniques

Profils de section (mm)

Montant - 70x40

Dimensions STANDARD (mm)

Largeurs entre piliers:

Portillon - 1060

Portail battant - 3060 / 3560

Portail coulissant - 3500 / 4000

Hauteurs:

1200 / 1500 / 1600 / 1800 / 2000

Accessoires portail coulissant



Gâche



Platine de guidage



Butée




Rail




Traverse renforcée pour motorisation


Clôtures




GANGI




CEFALO



FRAMURA




NORCIA





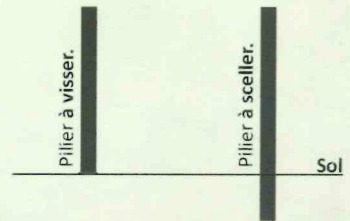
CETONA



SPELLO



MORANO



Dimensions Mini / Maxi

Largeur mini / maxi:

Clôture - 200 à 2000 (tronçon)

Hauteur mini / maxi:

Clôture - 500 à 1500

Couleurs Standard

SATINÉ



STRUCTURÉ



Contacts



BATIMAN
menuiseries · cuisines

Profils de section (mm)

Montant - 100x54

Dimensions SUR MESURE Mini / Maxi (mm)

Largeur mini / maxi entre piliers:

Portillon - 700 à 2000

Portail battant - 2000 à 4000

Portail coulissant - 2500 à 5000

Hauteur mini / maxi:

1200 à 2000

Accessoires portail battant et portillon




Gond + Capot (Blanc, Gris et Noir)



Poignée (Blanc, Gris et Noir)



Sabot



Traverse renforcée pour motorisation

Santé et Sécurité



* Information sur le niveau d'émission de substances volatiles dans l'air intérieur, sur une échelle de class allant de A+ (très faibles émissions) à C (fortes émissions).



Produit Recyclable